

# Build your own Trojan horse


During the Trojan War, the Greek army built a giant wooden horse and left it at the gates to Troy. The Trojans wheeled the horse inside, thinking it was a symbol of victory. But Greek soldiers hid inside the horse and leapt out to attack the Trojans during the night -- ending the 10 year of war.

## You will need:

- Templates 1, 2 and 3
- Scissors
- Cellotape
- Pencil Crayons/ Decorations
- 1 paper straw, cut into 2 pieces

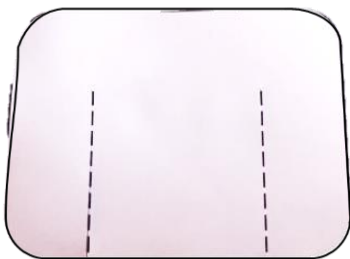
## Instructions

---



1

Cut out the template pieces. Decorate your Trojan horse any way that you want.




2

Take the rectangular pieces from template 3. Cut on the dotted lines.

---

## Build your own Trojan horse

---



3

Push the slits of one of the rectangular pieces over the top of the horse pieces, just in front of the tail.

Push the slits of the other rectangular piece over the top of the horse pieces, just behind the mane.


---



4

Cut out your 4 wheel pieces from template 3.

---



5

Take your paper straws and slide them through the holes of the wheels and the bottom of the horse pieces. Trim the straws if you like.

---




6


Set your Trojan horse before the gates of Troy and hope they fall for it!

---

Template 1



Template 2



# Template 3

